

Under revision
24/11/1905

OP

A

o

BR1

~~B.M.~~


~~T.A.~~

~~O.~~

Natural History Museum Library



000147735



Under revision
24/1/1905

BRITISH MUSEUM.
K.

REGULATIONS.

[1895?]

REGULATIONS FOR THE GENERAL SECURITY OF THE MUSEUM.

THE Museum is at no time whatever Resident
to be left without one, at least, of Officers.
the resident Officers within the pre-
cincts, so that proper orders may be
given, and due care taken, for its
preservation in case of fire or any other
accident which may endanger the build-
ing or its contents; and the Firemen
and Police are required to know at all
times, by referring to the book at the
Porter's lodge, which Officer is on duty,
in order that they may send to him, in
the absence of the Principal Libra-
rian, early intelligence of any such
accident.

Each resident Officer of the esta-
blishment is to be punctual in the
observance of the duty of remaining
in charge, enjoined upon him by the
Sixth Chapter, § 1, of the Museum
Statutes.

At the closing of the Museum Fires.
every day, all Fires in the Stoves and
Grates are to be left in such a state
that no danger may arise from them.

No coal is to be put on the fires during the two hours before the rooms are closed.

Immediately after the closing of the Museum, all studies and rooms where there have been fires during the day shall be visited by one of the housemaids or a house labourer, who shall see that the fires are extinguished or safely guarded.

No fire is to be raked out.

Securing of
doors of
Departments
after closing.

One of the Messengers, accompanied by a Police Constable, shall secure the doors of the several Departments, and pass through all the rooms which have been used during the day, as soon as they are closed to the public.

Round of
inspection.

One of the Messengers, accompanied by the Inspector or a Sergeant of Police and a Fireman, shall visit the Halls and Passages and all other places where danger may be apprehended, at such hours as the Principal Librarian may from time to time appoint. They are to examine whether every part is secure, and see that no person is lurking therein, and to make an entry that they have done so in the book kept for the purpose. For this duty, as well as for all cases of accident or alarm, locked lamps or (in preference) electric lamps only are to be used. The route to be taken through the Museum Buildings shall be determined from time to time by the Principal Librarian.

Lamps.

The Lamps are to be cleaned, trimmed, lighted, and locked, in the Lamp-house, from which they will be issued to those requiring them; and, in the event of the lights being

extinguished, the Lamps are not to be opened or relighted in the Buildings, but must be brought back to the Lamp-house, or to the Porter's lodge at the front entrance, for that purpose.

The introduction of lighted candles within the Museum, for any purpose whatever, excepting as tapers for use in sealing letters, is strictly forbidden, unless allowed by a special written authority of the Principal Librarian, or, in his absence or illness, by a special written authority of the officer in charge. Lighted candles.

The Bookbinder is ordered to take special care that the Fires and Lights in the rooms allotted to him are extinguished, and that the place is cool, before he leaves the Museum. Bookbinders' fires.

The Housemaids are to see that all the Fires which are necessary for the day are lighted at the appointed hour, and are left safely guarded. In making the fires, the paper and wood are not to be lighted before coal is put on. Lighting of fires.

The Clerk of the Works is to report the state of the Fire apparatus, &c., every month to the Principal Librarian. Monthly Report.

The several Furnaces, Stoves, Chimneys, and Flues of the Museum Buildings are to be examined and swept under the superintendence of the Clerk of the Works once a month (except Boiler Flues), or oftener if necessary, and he shall periodically report as to their safety. Sweeping of furnaces, &c.

The several Engines, with a portion of the Hose and Apparatus belonging to them, are to be worked with water Trials of engines, hose, &c.

four times a year, namely, on the Tuesday before the second Saturday in January, April, July, and October.

On these occasions, all the resident Servants of the Establishment, or as many of them as can be spared, are to be employed in such service.

Upon the Tuesday preceding the second Saturday in every other month of the year the Engines are to be examined and tried, but without water.

All the Attendants in the Museum are to be instructed, from time to time, by the Senior Fireman, in the use of the hand-pumps and fire-buckets.

Fire-Engine
Book.

At the quarterly trials the Engines and other gear will be tested under the personal superintendence of the Chief of the Metropolitan Fire Brigade and the Clerk of the Works, who will make a report to the Principal Librarian, in the Fire-Engine Book provided for that purpose, on the condition of the Engines and Fire-extinguishing gear generally, specifying the number and occupations of the persons employed.

The Superintending Officers are to subscribe the Fire-Engine Book, certifying the condition of the Engines and other apparatus, and adding any remarks which they may think necessary. This book will be uniformly laid before the Trustees by the Principal Librarian at their next ensuing meeting.

At the ordinary monthly trials the Engines are to be worked under the personal superintendence of the Senior Fireman, who will receive directions and instructions from the Clerk of the

Works, or, in his absence, from such other person as the Principal Librarian or officer in charge shall appoint for that purpose. At the conclusion of the trial the Clerk of the Works will make a report to the Principal Librarian on the condition of the Engines and gear.

An Occurrence-Book will also be kept in the Fire-Engine Room for the entry of all matters connected with Fire Arrangements, and the entries will be made by the Fireman booked on duty for the time. Occurrence-Book.

To ensure the keeping of the Fire- Care of gear. extinguishing Gear belonging to the Museum to its own proper purposes only, all the articles are to be branded, or otherwise marked, with the words, "British Museum Fire Tool," or "B.M.," and to be kept in charge of the Senior Fireman; and the Clerk of the Works is to see that they are at all times in a proper state and fit for use.

The Officers of the Museum are Officers' enjoined to be particularly careful as houses. to Fire in their Houses and Apartments, and to have their chimneys swept monthly.

The Chief of the Metropolitan Fire Chief of the Brigade, being also in charge of the Fire Brigade. arrangements for the extinguishing of Fires in the British Museum, will, in addition to the quarterly trials. attend, either personally or by deputy, and either by day or night, at such times as he shall think proper, and will from time to time report to the Principal Librarian any matters affecting the security of the British Museum and its contents, with regard to risk of Fire.

Firemen.

The Firemen are placed under the special orders of the Clerk of the Works, to whom one of them will bring the Occurrence-Book at least once every week at such time as he shall appoint. From the Clerk of the Works they will receive their instructions, and to him they will bring their complaints, and make their reports; and it will be their special duty to give him early information concerning all matters connected with the Fire or Telephonic arrangements. They must be thoroughly acquainted with all the Engines and other articles under their charge, and must know where to find them at a moment's notice.

REGULATIONS

FOR THE

CONDUCT OF THE MUSEUM ESTABLISHMENT
IN CASE OF OUTBREAK OF FIRE.

IN the event of Fire breaking out, the Person discovering it must at once give or send notice to the Firemen, direct or through the Porter at the Front Gate; and the Principal Librarian, the Officer in charge, the Clerk of Works, Messengers, Police, and Engineer, shall be immediately summoned; and no Person shall leave the building during an alarm, except for the purpose of calling the Firemen living outside (who shall also be immediately rung up), or by special permission or order of the Principal Librarian or Officer in charge.

Immediate information must be given at the Front Entrance Lodge and at the nearest Station of the Metropolitan Fire Brigade by means of the Telephone placed in the Fire-Engine House.

The Officers and Servants are forthwith to give their attendance and utmost assistance, and the Principal Librarian, or, in his absence, the Officer in charge, shall give such

orders as in his judgment will best conduce to extinguish the fire.

The Police will give all the assistance in their power by getting ready as quickly as possible the hose or other necessary apparatus, such as hand-pumps, buckets, &c., &c.; but under no circumstances, unless authorised by the Principal Librarian or other Officer of the Museum, are they to pour any water on any large Fire, except by the direction and in the presence of the Fireman in charge.

The Officer in charge, or the Clerk of the Works, if on duty, or the Senior Fireman on duty, will give immediate directions according to his discretion. He will also give orders to break the seal of the command cock near the N.E. Entrance, and to turn on the water by that main, without waiting for the arrival of the Turncock.

The Police Inspector, or Senior of the Police present, will immediately make such arrangements as he shall consider proper for keeping order inside and outside, and will send to the nearest Police Station for further assistance, if necessary.

One of the Messengers shall take charge of the Front Gates, assisted by the Porter on duty, and by such of the Police as the Inspector or Senior of the Police present may deem necessary, with orders to admit persons who belong to the Museum or who may be of assistance, such as Workmen employed in the building; but peremptorily to exclude all others.

All the Outer Gates shall be closed immediately after the alarm of Fire

has been given, and all strangers in the Museum shall be peremptorily requested to withdraw from the premises.

The men engaged in giving assistance are to observe silence, and to avoid excitement.

All instructions or advice from unqualified persons must be disregarded. The Workmen are to look, in the first instance, to the directions of the Principal Librarian or Officer in Charge, and of the Clerk of the Works, if on duty, or the Senior Fireman on duty, until the arrival of a responsible officer of the Metropolitan Fire Brigade, on whom alone will devolve the subsequent management.

As it frequently happens that a very small Fire, or even a foul chimney, may completely fill a room with smoke, and as the pouring of water on smoke is obviously of no possible use, and, in a building containing property of such inestimable value as the British Museum, may cause irreparable injury, it is to be distinctly understood that under no circumstances must any water be thrown, until the nature and extent of the Fire have been first ascertained by actual observation.

For this purpose it will be necessary to enter the room and approach the supposed point of danger as closely as possible ; but it is particularly enjoined that, *before doing so, the responsible person should see that the hose and other necessary apparatus are laid out and ready for immediate work*, as the opening of the doors to admit the men will, at the same time, admit a fresh supply of air to the fire. In entering

a room on fire or full of smoke, it is advisable to go on the hands and knees, as there will nearly always be a current of pure air close to the floor; and, as far as practicable, the man who goes first should have both hands free, and the second man should be the one to carry the branch; and here it may be well to add that, under ordinary circumstances, no man should ever proceed alone into a room on fire or full of smoke.

Having approached the Fire and seen what is actually burning, the next thing will be to pour on the water in a sustained and steady stream and with the utmost possible force. The resistance of the atmosphere to a stream of water being very considerable, it is obvious that the best result will be obtained by carrying the branch as near as possible to the Fire, and thus diminishing the length of the stream exposed to this resistance.

Fire is extinguished by water, only when the latter is poured on so rapidly and in such abundant quantities as to form a coating or layer over the burning material and thus exclude the air, without which Fire cannot exist; and, if the stream be not sufficiently sustained and rapid to effect this purpose, it will be of little avail in extinguishing the Fire. It must therefore always be remembered that the branches should be brought as near to the Fire as possible, in order that *the water may strike the burning mass with the greatest possible force.*

The pouring of water from the ground level into upper windows is on almost all ordinary occasions (except

when it is impossible to enter the floor on fire) an utter waste of labour, and in such a building as the British Museum would most inevitably cause a large destruction of valuable property by saturation.

Until the arrival of a responsible officer of the Metropolitan Fire Brigade, all doors and windows should be kept closed, except where it is necessary to have them open for the purpose of applying water to the fire. The admission of air causes fire to burn rapidly, whereas its exclusion, if complete, will extinguish it; and even its partial exclusion will keep fire in check.

A comparatively small quantity of water properly applied will extinguish fire much more quickly and effectually, and of course with much less damage by saturation, than a large quantity of water carelessly scattered or driven in an intermittent or irregular stream. In every case of extinguishing fire by water, there must be a certain amount of damage done by the latter, and it is one of the most important duties of a good Fireman not only to extinguish the Fire in the shortest possible time, but also to reduce damage by water to the minimum. While therefore it is of the utmost moment to get the water on as quickly as possible after the breaking out of the Fire, it must not be forgotten that the next most important point, which should never be lost sight of by the Officer in charge, is to stop the water in time, or at least to stop the large streams from the Engines or Hydrants, and to finish up with hand-pumps. The working of hand-pumps

should be understood by every individual officially connected with the Museum, as, with proper management, and in the hands of a person who has presence of mind and ordinary courage, they may often render needless the use of the large hose from the Engines or Hydrants, and consequently prevent damage which must occur when heavy streams are poured on.

The foregoing rules, which are applicable for all buildings, are more especially so for such places as the British Museum, in most of the Departments of which the property might be as effectually ruined and rendered worthless by water as it would be by fire. It is therefore once more repeated, that, in case of Fire, the person who gives orders, and who is therefore responsible, should remember the following important points, viz. :—

- 1st. Not to enter the room or other place on Fire until he has first *seen* that the hose and other necessary apparatus are quite ready for immediate work.
- 2nd. To be careful not to mistake smoke for fire.
- 3rd. Never to allow water to be poured at all, unless he can actually see the burning material and can work directly on it.
- 4th. Always to use hand pump or other small jets in preference to large jets, whenever it is possible to do so.
- 5th. When it is necessary to pour on water at all, to do so as forcibly as possible.

6th. To discontinue the use of water at the earliest possible moment.

7th. Should the Fire be obviously beyond his control, to shut up and keep shut up every door, window, and other aperture, in order that the Fire may either be smothered out for want of air, or at least kept in check until the arrival of powerful aid, which may always be expected within ten minutes from the time of sending the Telephonic message.

INTERNAL ARRANGEMENTS.

The internal appliances consist of a set of service pipes of three inches internal diameter supplied from the cisterns which feed the Engines and Pipes on the roof, and two service pipes of the same size supplied from the external main. The latter lead through the basement of the Reading Room, and have 8 fire cocks numbered from 1 to 8, both inclusive. The remaining pipes extend all through the ground floor and the upper parts of the building, and have connected to them 22 large fire cocks, 7 commanding cocks and 2 $1\frac{1}{2}$ inch cocks for filling buckets; also 2 corridor engines in Prehistoric Saloon, and 4 hose trucks, each containing 400 feet of hose. There are in the engine-house 2 hose carts, one hose reel, and a ladder-carriage. Fire buckets are distributed throughout the building, 6 being hung near each of the 30 large fire cocks,

and the remainder in other prominent places ; and close by every fire cock or engine there is a sufficient supply of hose and other necessary apparatus. The whole of the connecting screws are of a uniform size and pattern, the same as those used by the Metropolitan Fire Brigade, so that every length of hose may be used indiscriminately for any engine or fire cock inside or outside.

There are also 24 hand-pumps in buckets, with hose and nozzles screwed on, and ready for immediate work. One of these will always be found in each of the following places, viz. :—

One in Residence (No. 5), opposite No. 100 Fire Cock, West side.

One in Residence (No. 6), opposite No. 100 Fire Cock, West side.

One in Electrician's and Engineer's Residence (No. 7), opposite No. 101 Fire Cock, West side.

One in the Apartments of the Messengers' Residence (No. 8), opposite No. 102 Fire Cock, West side.

One in the Clerk of Works' Office, near No. 102 Fire Cock, on the West side.

One in the Residence (No. 1) of the Principal Librarian, near No. 139 Fire Cock, East side.

One in Residence (No. 4), opposite No. 140 Fire Cock, East side.

One in Residence (No. 3), opposite No. 142 Fire Cock, East side.

One in Residence (No. 2), opposite No. 143 Fire Cock, East Side.

One at No. 2 Fire Cock, in the Basement of New Reading room.

One at No. 3 Fire Cock, in the Basement of New Reading Room.

One at No. 6 Fire Cock, in the Basement of New Reading Room.

One at No. 7 Fire Cock, in the Basement of New Reading Room.

One at No. 12 Fire Cock, Committee Room Staircase, Ground Floor.

One near 16 Hose Truck on Ground Floor, N.W. Staircase.

One in centre of North Library, under the Table, Ground Floor.

One in centre of Royal Library, under the Table, near No. 21 Fire Cock, Ground Floor.

One at the South-East Staircase, near No. 28 Fire Cock, Ground Floor.

One at North-East Staircase, near No. 37 Hose Truck, Upper Floor.

One at No. 29 Fire Cock, Upper Floor.

One at the North-West of No. 40 Fire Cock, Upper Floor.

One at No. 48 Fire Cock, in passage by the Gold Ornament Room.

Two in the Engine House.

There are underneath the roof 14 cisterns, lettered consecutively from A to N, both inclusive, full particulars of which are given in the following table :—

Cis-terns.	Dimensions in Feet and Inches.	Contents in Gallons.	CISTERNS. Where situated.	Engines and Fire Cocks.	Pressure in Feet.	Remarks.
A	8.11 x 7. 5 x 5. 3	2170	Top of S. W. Staircase	No. 53	The pressure of water on the Upper Floor is 95 feet when the Museum is opened, and 100 feet when the Museum is closed; Lower Floor, 125 feet when Museum is opened, and 135 feet when closed.	Whenever a cistern is empty, from whatever cause, it is the duty of the Fireman to mark the words "No Water" prominently on every hydrant or engine supplied therefrom. To supply Corridor Engines. 6 engines on the roof, 34 Fire Cocks in the building — Total 40. To supply Corridor Engines.
"	"	"	"	51		
" B	12. 6 x 5. 6 x 5. 6	2363	Adjoining Gold Orna-ment Room.	10		
"	"	"	"	48		
" C	14. 0 x 4.11 x 5. 3	2258	"	13		
" D	12. 0 x 4.11 x 6. 9	2489	E. side of Third Vase Room.	12		
" E	11. 0 x 6. 7 x 4. 6	2036	"	60		
" F	7. 0 x 6. 9 x 5. 3	1550	W. end of North Wing	43		
"	"	"	"	14		
" G	7. 0 x 6. 9 x 5. 3	1550	"	71		
" H	11. 0 x 6. 9 x 4. 6	2088	E. end of N. Wing.	41		
"	"	"	"	40		
" I	6. 0 x 4. 6 x 4. 3	736	"	18		
" J	14. 0 x 4. 3 x 5. 3	1952	"	76		
" K	7. 1 x 3.11 x 3. 9	650	E. side in the centre of E. Wing.	39		
" L	7. 1 x 3.11 x 3. 9	650	"	38		
" M	7. 1 x 3. 0 x 3.11	680	"	36		
" N	12.10 x 6. 9 x 4. 3	2150	E. end of S. Wing.	20		
"	"	"	"	82		
"	"	"	"	33		
"	"	"	"	35		
"	"	"	"	21		
"	"	"	"	93		
"	"	"	"	29		
"	"	"	"	28		
Total		23,322	Gallons, or 105 Tons, nearly.			Besides 30 Fire Cocks on the upper roof, and 4 on the lower roof, to which the water can be forced by the Engines.

NOTE.—Those included in brackets are coupled together, but can be separated by turning off the cocks in the connecting pipes.

EXTERNAL TANK.

There is in the centre of the Front Court Yard, 50 ft. from the Principal Entrance Gates facing Great Russell Street, an underground tank, about 18 inches below the level of the ground, which is kept full. The water is always on, and the supply is regulated by means of a Stop Cock, the opening of which will cause sufficient water to run in to keep the tank constantly full, even when several Engines are pumping from it together.

EXTERNAL IRON MAIN.

An Iron Main of 9 inches internal diameter lies round the outside of the Main Building, and also round the outside of the interior Quadrangle. It is about 3 ft. under the surface of the ground, and is kept always full of water by the New River Company. This main has connected with it one chief command cock, two supply cocks to roof, one safety valve, seven divisional cocks, and 34 Fire Cocks, numbered consecutively from 98 to 146 both inclusive. It has also a pressure gauge, which is placed in the Firemen's Room.

There is on the roof an Iron Main of three inches internal diameter, extending along the whole length of the four sides of the Quadrangle, round the Dome, and along the roof over the Elgin Gallery.

This main has connected with it six stationary Engines which pump the

water into it from cisterns underneath the roof, and these cisterns are in their turn supplied by rising mains connected with the external underground pipe, and by that means also connected with the New River Company's Works. Although the water of the New River Company is always on sufficiently to keep the outside underground tank and pipes charged, the pressure is not at all times sufficient to drive the water into the cisterns underneath the roof. At some period, however, during every twenty-four hours the pressure is on for a sufficient time to fill all these cisterns which may require water, the supply being regulated by ball-cocks; so that in all ordinary circumstances they may be calculated on as containing a full supply of water up to the level at which the balls close the cocks.

In addition to the six stationary Engines already mentioned, this main has connected with it 34 Fire Cocks and 9 Divisional Cocks, the whole being numbered consecutively from 53 to 97, both inclusive. All these Stop Cocks, except the Cock marked 52 on S.W. Staircase, are ordinarily kept open; but any one or more of them can be shut in case of need, so that, if required, the whole of the Engines can be worked together through one or more Fire Cocks.

The Hose pipes, the branches or directing pipes and other necessary appliances for this main, are kept on the roof in boxes, which stand close by the Engines.

THE ENGINES AND FIRE
COCKS ARE NUMBERED IN
THE FOLLOWING ORDER.

BASEMENT OF READING ROOM.

No.

1. Fire Cock, West Angle of South Wing.

2. Fire Cock, South End of West Wing.

Between Nos. 2 and 3 there
is a Hand Pump in the
Gallery.

3. Fire Cock, North End of West Wing.

4. Fire Cock, West End of North Wing.

5. Fire Cock, East End of North Wing.

6. Fire Cock, North End of East Wing.

Between Nos. 6 and 7 there
is a Hand Pump in the
Gallery.

7. Fire Cock, South End of East Wing.

8. Fire Cock, East End of South Wing.

GROUND FLOOR.

9. Commanding Cock to A. Cistern.

10. Fire Cock, in a closet on the ground
floor of South-West Staircase.

11. Commanding Cock to B. Cistern.

12. Fire Cock, ground floor of Staircase, by the Committee Room.
Hand Pump.
13. Fire Cock, upper part of the same Staircase.
14. Fire Cock, East side, North of Centre Egyptian Saloon.
15. Fire Cock, Sarcophagi Room.
16. Hose Truck, North-West Staircase.
Near Hose Truck there is a Hand Pump.
17. Commanding Cock to E. and F. Cisterns (open).
18. Fire Cock, on Staircase, West End of North Library.
Between Nos. 18 and 20 there is a Hand Pump.
19. Commanding Cock to G. and H. Cisterns (open).
20. Fire Cock, on Staircase, East End of North Library.
21. Fire Cock, East side, North of Centre, Royal Library.
Hand Pump in centre of King's Library.
22. Fire Cock, Mezzanine Floor, White Wing, N.E.
23. Fire Cock, Basement Floor, White Wing, N.E.
24. Fire Cock, Basement Floor, White Wing, S.W.
25. Fire Cock, Staircase Floor, White Wing, S.W.
26. Hose Truck in White Wing.
27. Commanding Cock to N. Cistern (open).
28. Fire Cock, South-East Staircase, on the ground floor.
Hand Pump.

UPPER FLOOR.

29. Fire Cock, South-East Staircase, upper floor.
 To the South-East of No. ~~27~~ 28 there is a Hand Pump.
30. Hose Truck (four 100 ft. lengths).
31. Fire Cock, White Wing. Glass and Ceramic Gallery.
32. Fire Cock, White Wing. Staircase.
33. Fire Cock, East side, South of Centre Ethnographical Gallery.
34. Commanding Cock to Cisterns I., J., K., L., and M. (open).
35. Fire Cock, East side, North of Centre Ethnographical Gallery.
36. One $1\frac{1}{2}$ -in. Cock.
37. Hose Truck (four 100 ft. lengths).
 Hand Pump near Hose Truck.
38. Fire Cock, top of North-East Staircase, Northern Gallery.
39. Fire Cock, East Hoisting Shaft, Northern Gallery.
40. Fire Cock, West Hoisting Shaft, Northern Gallery.
 To the North-West of No. 40 there is a Hand Pump.
41. A $1\frac{1}{2}$ -in. Cock.
42. Commanding Cock to Cisterns C. and D.
43. Fire Cock, East side North of Centre, 3rd Vase Room.

ON THE LOW ROOF.

44. Fire Cock, South-West Angle.
45. Fire Cock proceeding North.
46. Fire Cock proceeding North.

47. Fire Cock proceeding North.
 48. Fire Cock, in passage by the New Gold Ornament Room.
Hand Pump.
 49. Corridor Engine, Central Saloon, upper floor, South Wing.
 50. Corridor Engine, Central Saloon, upper floor, South Wing.
 51. Fire Cock, South-West Staircase, upper floor.
 52. Duplicate Cock, South-West Staircase, near door leading to upper roof (shut).
-

ON THE UPPER ROOF.

53. Fixed Engine, West Angle of South Wing.
54. Fire Cock, commencing South end of West Wing.
55. Fire Cock, proceeding North along West Wing.
56. Fire Cock, proceeding North along West Wing.
57. Divisional Cock, near South-West inner Angle.
58. Fire Cock, proceeding North.
59. Divisional Cock, on main to Dome.
60. Fixed Engine, East Side, Centre of West Wing.
An air-vessel on West side of Circular Building.
61. Fire Cock, to North-West on the main round Dome.
62. Fire Cock, to North East, on the main round Dome.
An air-vessel, on East side of Circular Building.
63. Fire Cock, to South-East, on the main round Dome.

64. Fire Cock, to South-West on the main round Dome.
65. Fire Cock, East side Centre of West Wing.
66. Fire Cock, East side Centre of West Wing.
67. Fire Cock, North-West inner Angle.
68. Divisional Cock, on North main Building.
69. Divisional Cock at North-West Angle of main Building to Fire Main on Lower Roof.
70. Fire Cock, West End of North main Building.
71. Fixed Engine to the East of last.
72. Fire Cock, to the East of last.
73. Fire Cock, near Centre of North projecting Building.
74. Divisional Cock to the east of last.
75. Fire Cock, to the East on main Building.
76. Fixed Engine, further East.
77. Fire Cock, further East.
78. Divisional Cock, East end of North Building.
79. Fire Cock, North End, East Wing.
80. Fire Cock, proceeding South.
81. Divisional Cock, on the main to Dome.
82. Fixed Engine, Centre of East Wing.
83. Fire Cock, Centre of East Wing.
84. Fire Cock, proceeding South.
85. Fire Cock, proceeding South.
86. Fire Cock, White Wing.
87. Divisional Cock, White Wing, East.
88. Fire Cock, White Wing, East.
89. Fire Cock, South.
90. Fire Cock, South.

91. Fire Cock.
92. Fire Cock.
93. Fixed Engine, South-East Angle,
South Wing.
94. Fire Cock, proceeding West.
95. Divisional Cock, proceeding West.
96. Fire Cock, Centre of South Wing.
97. Fire Cock, proceeding West.

FIRE COCKS OUTSIDE THE BUILDING.

98. Fire Cock, in Angle, West of
Portico.
99. Fire Cock, in Grass Plot, West
of Portico.
100. Fire Cock, opposite Sir Wollaston
Franks's Residence (No. 6).
101. Fire Cock, opposite Electrician's
and Engineer's Residence
(No. 7).
102. Fire Cock, opposite Messenger's
Residence (No. 8).
Near this is the Clerk of
Works' Office, in which
there is a Hand Pump.
103. Commanding Cock to A. B. & N.
Cisterns (open).
104. Near Committee Room.
105. Fire Cock, in the passage leading
to Quadrangle, South end of
West Wing.
106. Fire Cock, south of projection in
West Wing.
107. Fire Cock, opposite Inscription
Room.
108. Commanding Cock, to main
supplying Upper and Lower
Roof (open).

- 109. Divisional Cock to No. 15 Fire Cock (open).
 - 110. Fire Cock in the North Basement.
 - 111. Divisional Cock to No. 110 Fire Cock (open).
 - 112. Fire Cock, West Angle of North Wing.
-

FIRE ENGINE HOUSE AND POLICE ROOM.

- 113. Fire Cock, near the centre, Western half of North Wing.
 - 114. Fire Cock, close to the Smith's Shop.
 - 115. Fire Cock, by the Dust Hole.
 - 116. Fire Cock, near the East Angle, North Wing.
 - 117. Divisional Cock, North and West sides (open).
 - 118. Commanding Cock to C. & D., E. F. G. & H. Cisterns (open).
 - 119. Chief Commanding Cock, inside Back Gate (shut).
 - 120. By-pass Cock (open).
-

COMPANY'S COCKS OUTSIDE BACK GATE.

Two High pressure always open.

- 121. Divisional Cock to East side (open).
- 122. Commanding Cock to I. J. K. L. & M. Cisterns. (*open*)
- 123. Fire Cock, North Angle of projecting Building, East Wing.
- 124. Fire Cock, side of East Wing.
- 125. Fire Cock, side of East Wing.
- 126. Fire Cock, outside White Wing, North.

127. Hose truck in North-East passage (400 feet lengths).
 128. Fire Cock, Quadrangle, centre of South Wing.
 129. Fire Cock, Quadrangle, South-West Angle.
 130. Fire Cock, Quadrangle, under Refreshment Room.
 131. Fire Cock, Quadrangle, North-West Angle.
 132. Fire Cock, Quadrangle, North side.
 133. Fire Cock, Quadrangle, North-East Angle.
 134. Fire Cock, Quadrangle, East side.
 135. Divisional Cock from East Main to supply Square (open).
 136. Fire Cock, Quadrangle, South-East angle.
 137. Fire Cock, in East roadway under White Wing.
 138. Commanding Cock to White Wing (open).
 139. Fire Cock, in Principal Librarian's Garden.
 140. Fire Cock, opposite Mr. Garnett's Residence (No. 4).
 141. Safety valve, near South-East Angle of Outer Rails (open).
 142. Fire Cock, opposite Mr. Colvin's Residence (No. 3).
 143. Fire Cock, opposite Mr. Scott's Residence (No. 2).
 144. Fire Cock, in Grass Plot, East.
 145. Divisional Cock, Centre of South Wing (open).
 146. Fire Cock, in Angle, East of Portico.
-

ENGINES, &C., KEPT IN THE ENGINE
HOUSE.

- 147. Hose Cart (250 feet).
- 148. Hose Cart (250 feet).
- 149. Hose Reel, with 4 100 feet
lengths of Hose Pipe, a branch
and other necessary implements.
- 150. Ladder Carriage, with six lengths
of Ladders.

KEYS OF THE TRAP DOORS leading on to the Roof of the East, West, and South Wings, are in the keeping of the Principal Librarian, the Clerk of the Works, the General Foreman, the Firemen, the Plumber's Labourer, and each Messenger. One of each (which are labelled) of these keys also hangs in the Porters' Lodge, at Front Gate, and at Gatekeeper's Box at Back Gate. The key at the Back Gate can be got at by breaking a pane of glass. There is also a roof key kept at the Front Entrance Lodge for the use of the Clockwinder. The Key of the Common Cock by the North-East Entrance is kept in a wooden box, fixed against the wall opposite to it.

Telephone lines connect the British Museum with the Fire-Engine Station in Theobald's Road and the Police Stations at Scotland Yard and Tottenham Court Road, and alarm bell to the Firemen's residence, 35, Great Coram Street. The instruments are placed in the Firemen's Room, and East Front Entrance Lodge, and the Clerk of the Works is responsible that immediate notice is sent to the Superintending

Engineer, Metropolitan District, Telegraph Street, E.C., if any stoppage or break occurs in the communication. A code of instructions is hung up by the side of the Instruments.

The Chief Fireman or Senior Fireman on duty is to telephone to the Fire-Engine Station, Front Entrance Lodge, and Scotland Yard every day, at 8 a.m. and 5 p.m., and try the bells to 35, Great Coram Street, every day at 6.15 a.m. and 5.45 p.m.

NEAREST POLICE STATION.—No. 58, Tottenham Court Road.

NEAREST FIRE BRIGADE STATIONS.—Theobald's Road, with which there is telephone communication from the Fire-Engine House; and Great Scotland Yard.

CHIEF OFFICER OF THE METROPOLITAN FIRE BRIGADE.—James Sexton Simonds, Head Quarters, Fire Brigade, Southwark, S.E.

The Firemen's Residence is 35, Great Coram Street, and, in the event of communication being required, the code of signals in Engine Room is to be carried out.

The Residence of the Clerk of the Works is at 4, Windmill Road, Wandsworth Common.

The address of the Turncock must be always kept hung up in the following places, viz:—

The Engine House;

The Porters' Lodge, by the Front Entrance;

The Office of the Clerk of Works.

TURNCOCKS.

Foreman.

George Davey, 8, Bernard Street,
Bloomsbury, W.C.

Deputy Turncocks.

George Franklin, 7, Gloucester
Street, Theobald's Road.

Charles Ellis, 16, Devonshire Street,
Theobald's Road.

E. MAUNDE THOMPSON,
Principal Librarian.

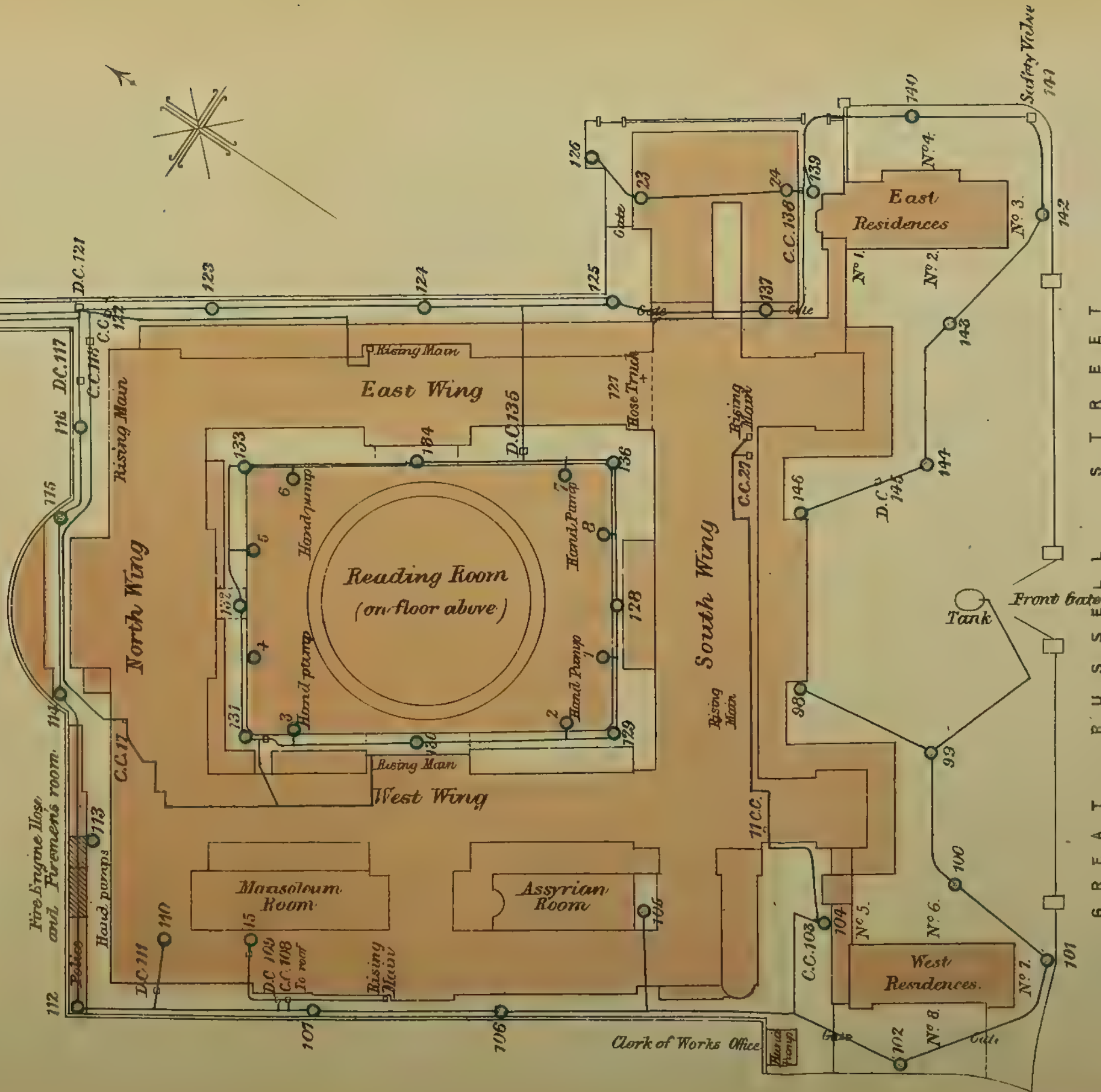
BRITISH MUSEUM.

BRITISH MUSEUM. PLAN SHEWING THE FIRE MAINS AND COCKS.

Two high pressure cocks from N.R. Co's Mains

BASEMENT FLOOR.

MONTAGUE PLACE



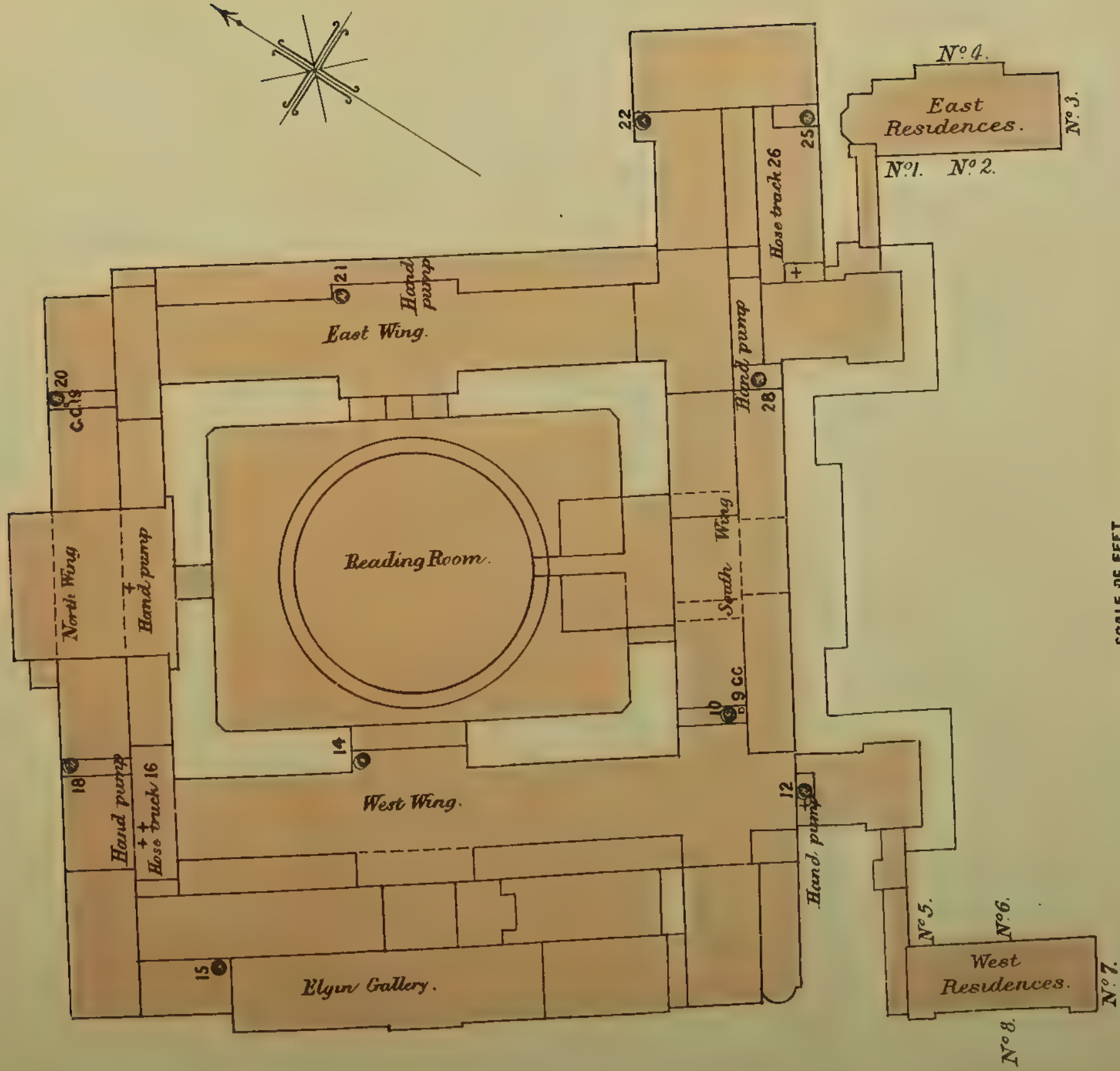
SCALE OF FEET



BRITISH MUSEUM.

PLAN SHEWING THE FIRE MAINS AND COCKS.

Ground Floor

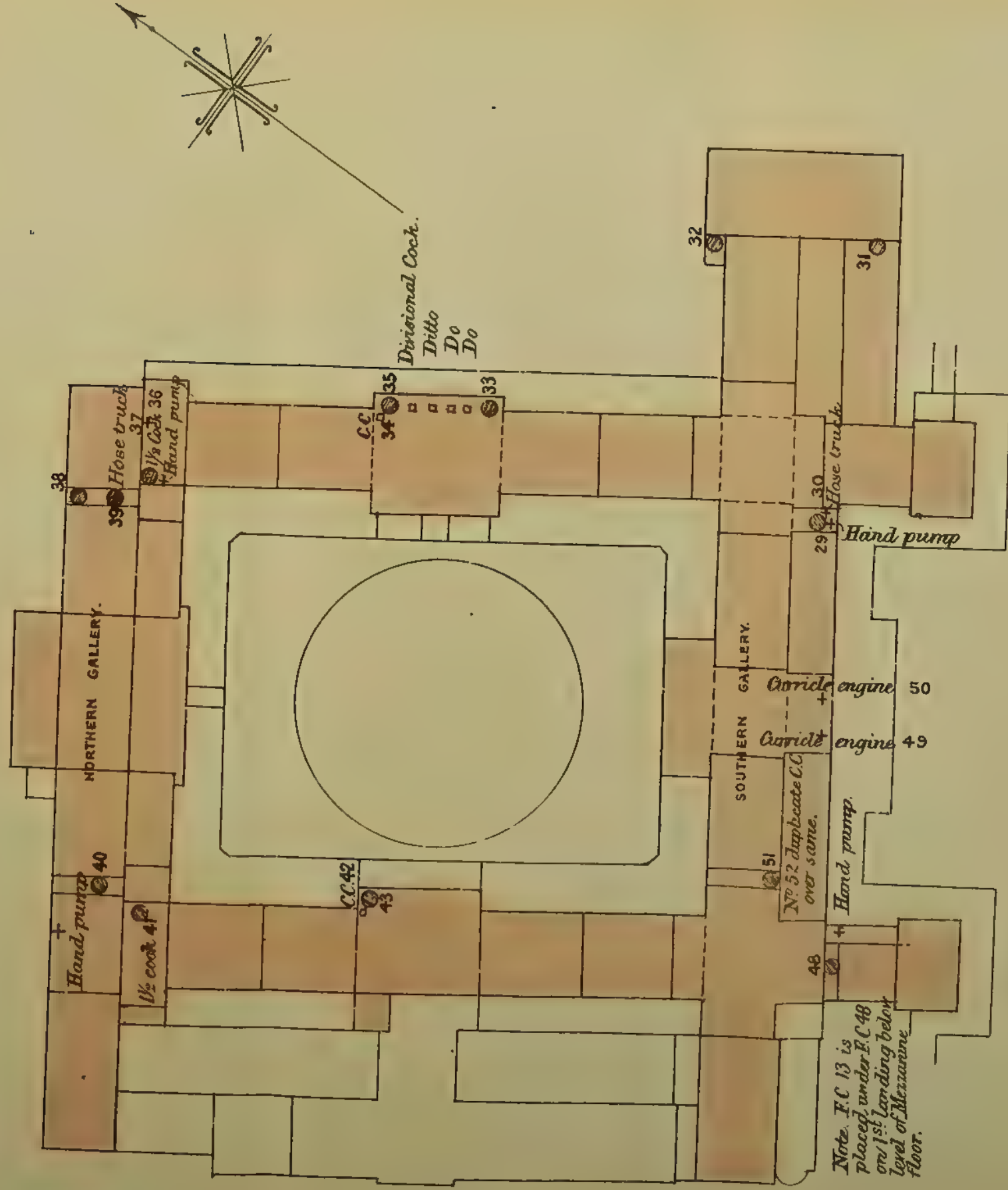




BRITISH MUSEUM

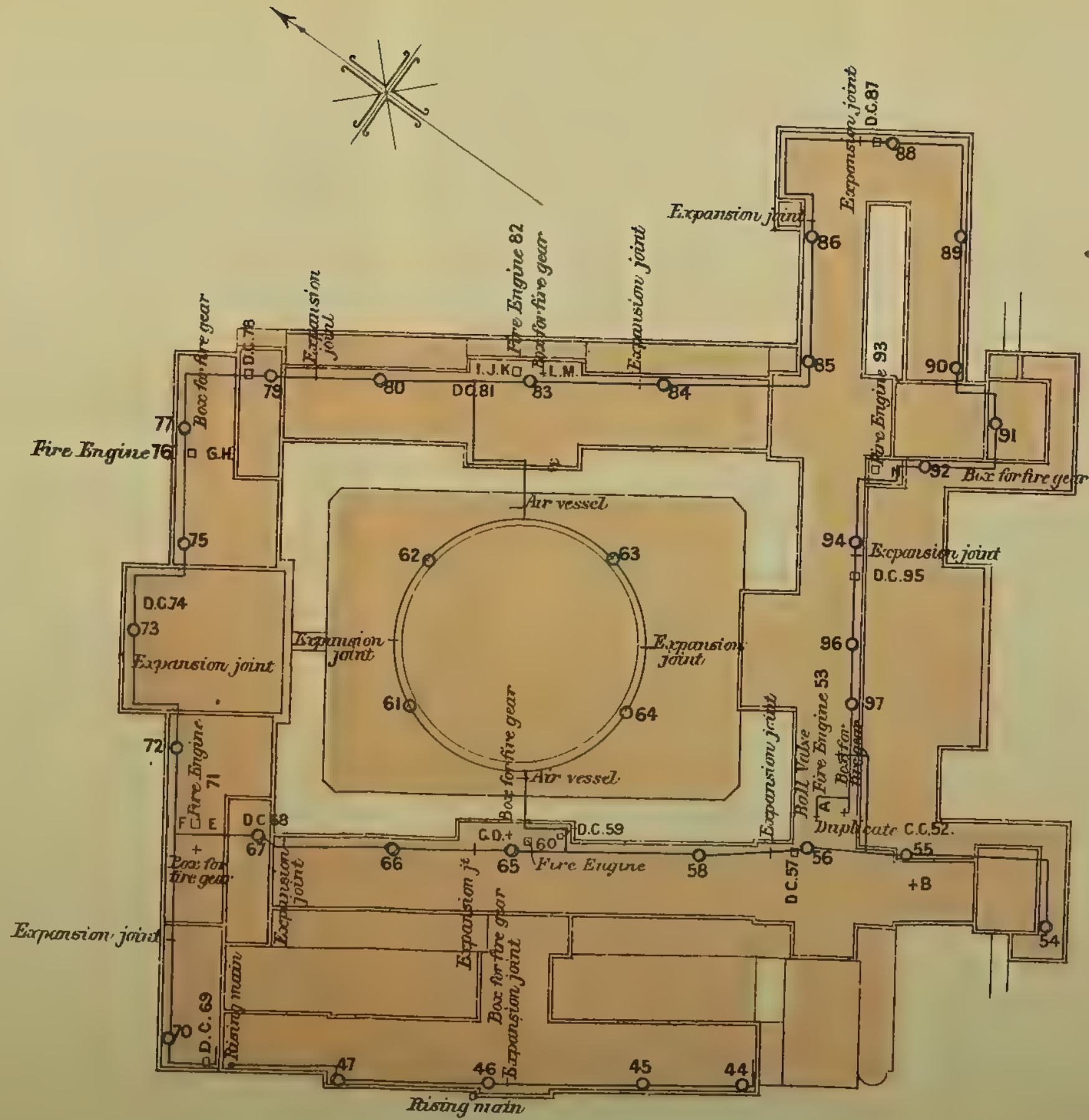
PLAN SHEWING THE FIRE MAINS AND COCKS.

Upper Floor





BRITISH MUSEUM
PLAN SHEWING THE FIRE MAINS AND COCKS
on Roof of Building.



L O N D O N : Printed by EYRE and SPOTTISWOODE,
Printers to the Queen's most Excellent Majesty.

